



Hello Investors

Year-end Report 2025

Q4

” 2025 concludes with a continued positive trend and increased operating profit.

Prevas | Hello Possibility.

Agenda Prevas Year-end Report 2025

1. Introduction
2. Financial Performance
3. Market Update
4. Q&A



Summary Q4

- Stable revenue performance
 - *Net Sales 432 MSEK (432)*
- Increased operating profit
 - *EBITA 35.1 MSEK (32.6)*
 - *EBITA margin 8.1% (7.5)*
 - *Improved EBITA in Finland 3.3 MSEK (0.1)*
 - *Operating Cash Flow 40.6 MSEK (53.3)*
 - *EPS 1.67 SEK (1.81)*
- Proposed dividend 4.00 SEK (4.75)

8%

EBITA GROWTH
Fourth quarter 2025

8.1%

EBITA MARGIN
Fourth quarter 2025

4 SEK

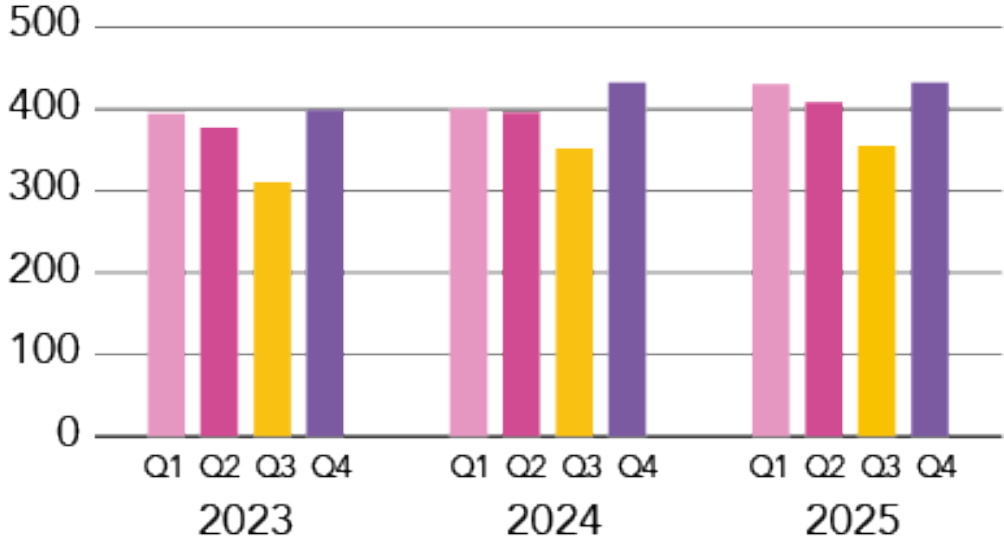
PROPOSED DIVIDEND
PER SHARE

Improved operating profit Q4

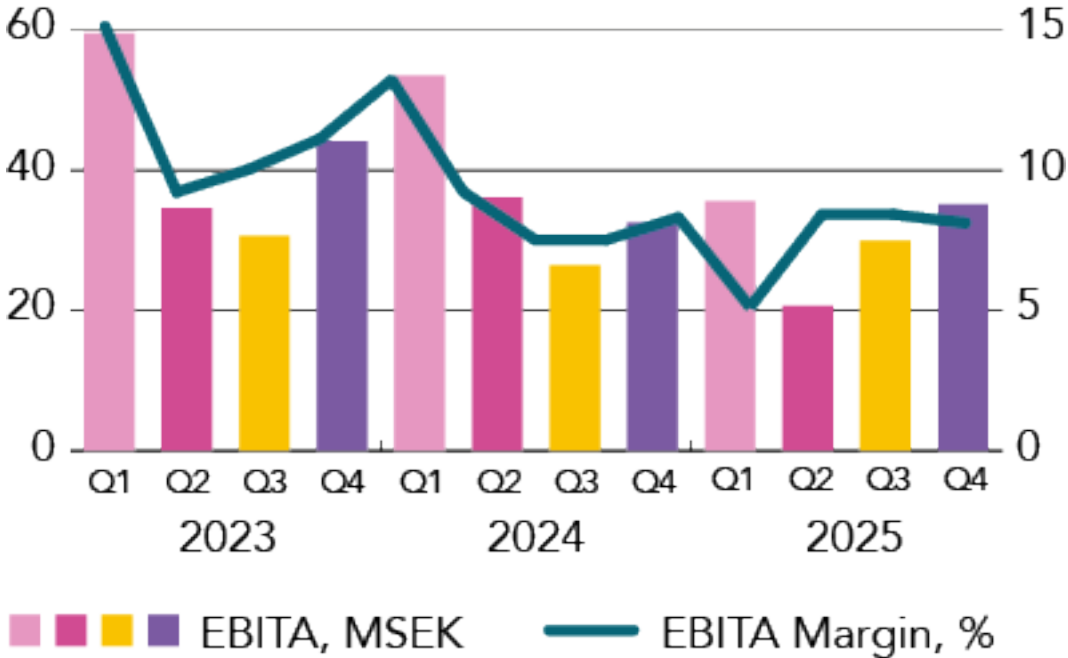
	Q4			Full-year		
	2025	2024	Change	2025	2024	Change
Turnover (MSEK)	432	432	+0.1%	1 627	1 587	+2.5%
EBITA (MSEK)	35.1	32.6	7.7%	121.4	148.9	-18.5%
EBITA Margin	8.1%	7.5%		7.5%	9.4%	
EBIT (MSEK)	31.1	28.7	8.4%	105.9	122.6	-13.6%
EBIT Margin	7.2%	6.6%		6.5%	7.7%	
Profit (MSEK)	21.9	23.9	-8,4%	72.5	92.3	-21.5%
EPS (SEK)	1.67	1.81	-7,7%	5.49	7.13	-23.0%
Op. Cash flow (MSEK)	40.6	53.3	-23.8%	143.7	136.8	5.0%

Positive EBITA Trend Q3-Q4

Net Sales, MSEK



EBITA and EBITA Margin

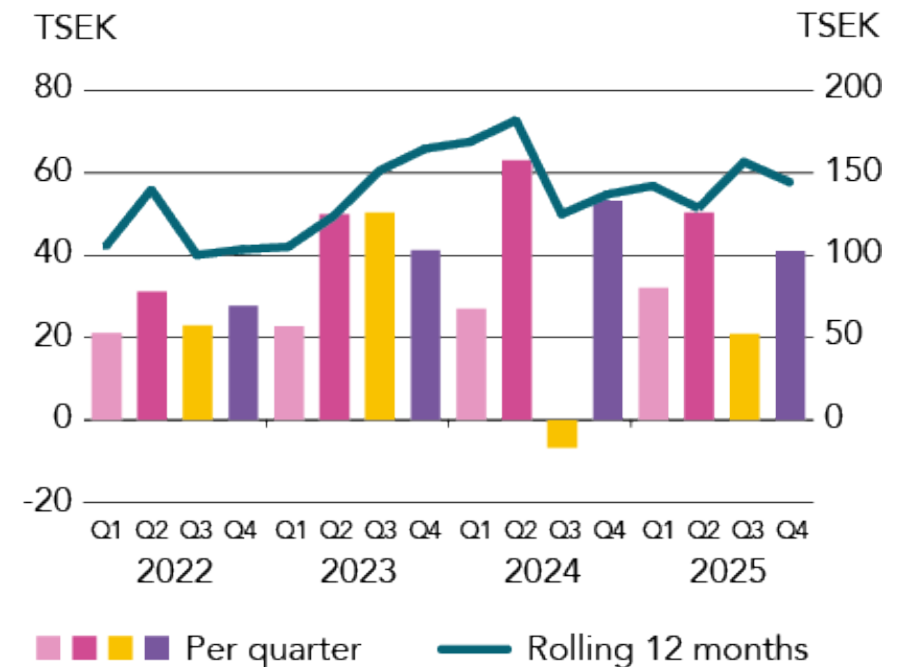


Cash flow and Financial Position

Strong balance sheet and solid financial situation

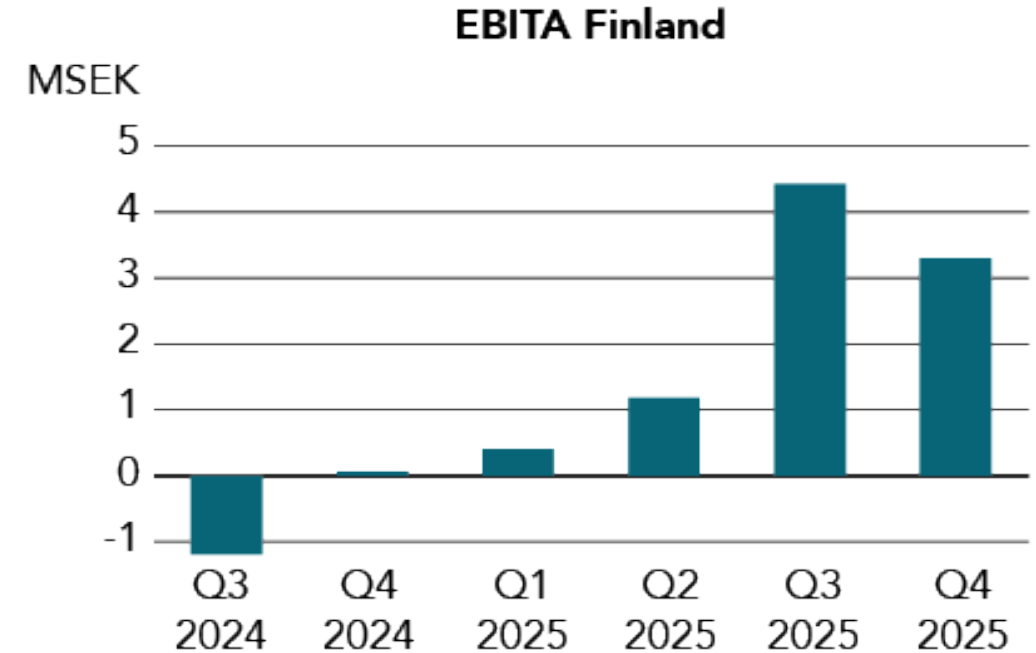
MSEK	Q4 2025	Q4 2024	Q1-Q4 2025	Q1-Q4 2024
Cash flow from operating activities	41	53	144	137
Cash flow from investment activities	-2	-6	-25	-199
Cash flow from financing activities	-22	-37	-137	-7
Cash flow for the period	17	10	-18	-69
Cash	21	44	21	44
Net debt/EBITDA R12 (financial goal: not to exceed 2 over time)	0.90	0.88		
Equity ratio, %	51.2	48.9		

Cash flow from operating activities



Update Finland Q4

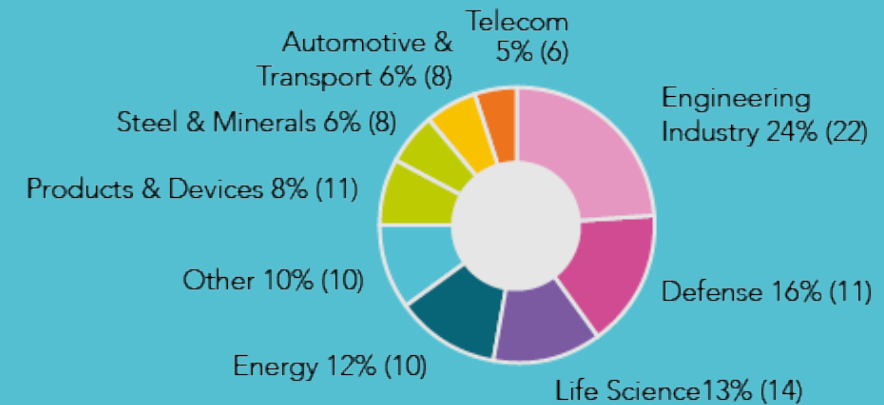
- 5 quarters with positive trend
- 19% organic growth
- EBITA from 0.1 to 3.3 MSEK
- Higher share of project business impacted positively
- Larger projects will be delivered in Q1 & Q2
- Positive signals from market although still competitive



Market Update & Highlights

- Strong demand in Defense & Cyber Security
- Significant variation in customer-specific demand
- Slowdown in Denmark – actions taken
- Improved market in Stockholm area
- Strong customer retention – 28 of the top 30 customers are recurring
- +100 new customers in 2025, total invoicing 100 MSEK

Industry breakdown, Q1-4 2025

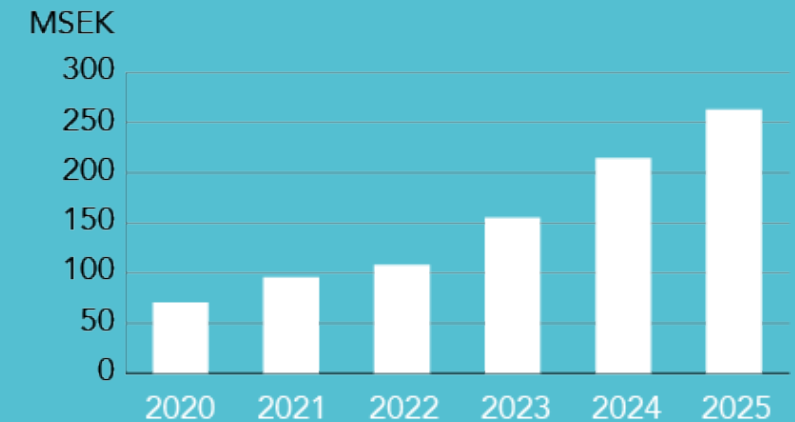


**Top 5 customers =
~25% of revenue (Q4 2025)**

Prevas Security & Defense

- Organic growth 31% in Q4, turnover ~260 MSEK yearly
- Established partner to Nordic security and defense customers
- Major challenge in defense sector is capacity and rapid technological development
- Prevas enables increased production capacity and technological expertise for R&D
- Priority area for 2026

Revenue Q1-Q4



Reference cases

- Foodhills – automated pea production
- CTC – test & simulation heatpumps
- Björneborg Steel – MES solution
- Haglunds – smart cooling technology for professional kitchens



red**dot**



GRAND AWARD
OF DESIGN
FINALIST 2025



Summary Q4

- Increased EBITA, +8% vs Q4 2024
- Finland increased EBITA from 0.1 to 3.3 MSEK with 19% organic growth
- Strong growth in Defense, +31% vs Q4 2024
- Solid financial and market position

Looking forward to 2026!



**Questions
are Welcome**



About Prevas

Prevas is an innovative development hub with focus on product and production development, with ingenuity at its core. With high technical expertise and deep business understanding, we help customers from a wide variety of industries to benefit through continuous technological innovation. Good for people, the planet and profits. Prevas was founded in 1985 and currently has 1,100 employees in Sweden, Finland, Denmark and Norway. Prevas has been listed on NASDAQ Stockholm since 1998. For more information about Prevas, visit www.prevas.com.

Prevas | Hello Possibility.

Prevas AB

Org. nr. 556252-1384

Box 4 • Glödgargränd 14 • 721 03 Västerås

info@prevas.se • 021-360 19 00 • www.prevas.com

